

kontron

Explore the Kontron Group

We are a fast-moving multinational technology leader.



FY 2023 Results

March 28, 2024



FY2023 at a glance

Revenues

EUR 1,226m
+15%

EBITDA

EUR 126m
+15%

OpCF

EUR 117m
+163%

Net Income

EUR 75.3m
+36%

EPS

EUR 1.23

Backlog

EUR 1,686m
+16%

Regional distribution:
DE 17%, AT 11%, Europe
Rest 53%, NA 11%, Asia 9%

FY22 comparable figures had been impacted by extraordinary effects in connection with the sale of the IT service business. Adjustment of FY22 revenues due to changed assessment of principal/agent status: EUR 30m lower revenues, no effect on EBITDA, Net Income from Continuing Operations.

Successful Year 2023 – Above expectations

Strong Results, FY23 guidance beat

- › Net income higher than guidance (EUR >72m) and consensus (EUR 72.3m)
- › Solid revenue growth of 15.3%
- › Strong book-to-bill ratio of 1.18 -> backlog of EUR 1,686 million
- › Strong operating Cash Flow of EUR 117 million
- › 30% net income growth expected in 2024 after 36% growth in 2023

We closed: EUR 700m revenues to expand IoT-Business

- › Major acquisition of Katek group (Q1 2024) & financing with subsidized OeKB loan
- › Hartmann + Comlab + Bsquare strengthen “Software + Solutions”, Telit for connectivity

Strategy

- › Leader in specialized IoT vertical markets (smart trains, aerospace, green energy)
- › Launch of KontronOS: Operating System with supreme security, K-grid: connectivity

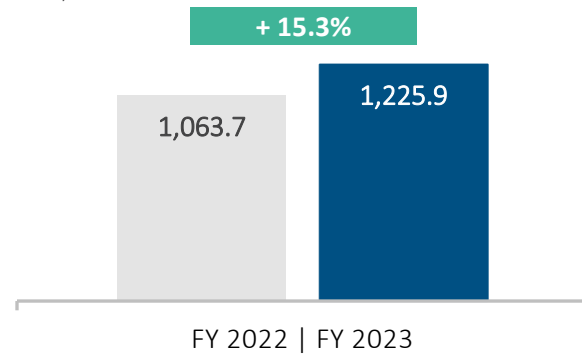
Capital Markets

- › Member of TecDax® and SDAX®
- › 8 analysts' share price targets at EUR 28.7 (average)

KPIs FY 2023

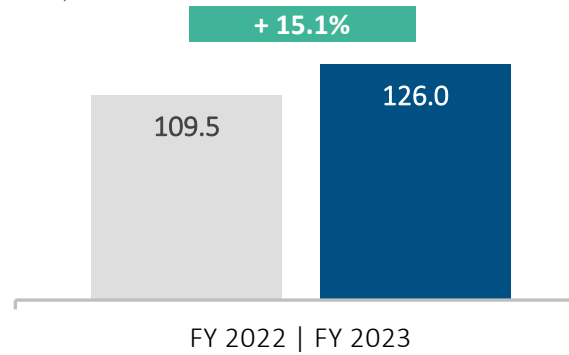
Revenue

(in EUR m)



EBITDA

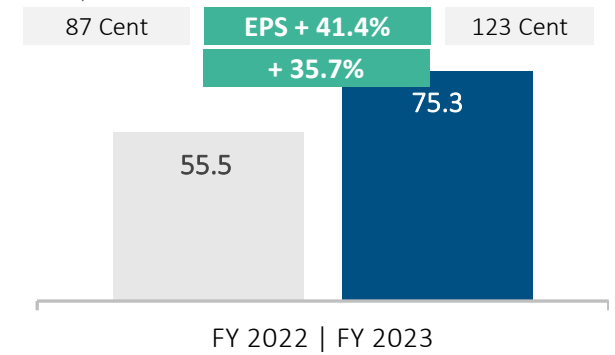
(in EUR m)



* 2022 adj for DCO/sold IT, reported EBITDA EUR 70.0 Mio.

Operating Net Income after NCI*

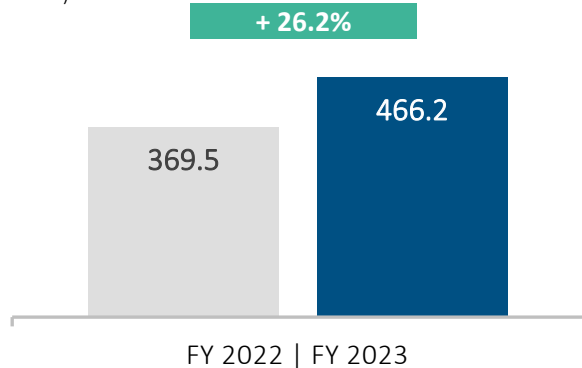
(in EUR m)



* 2022 adj for DCO/sold IT, reported Net Income EUR -12.3 Mio.

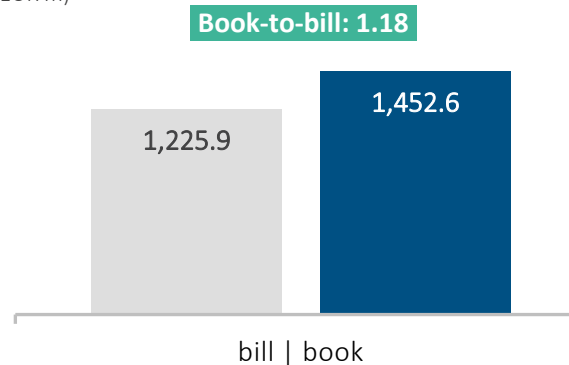
Gross Margin

(in EUR m)



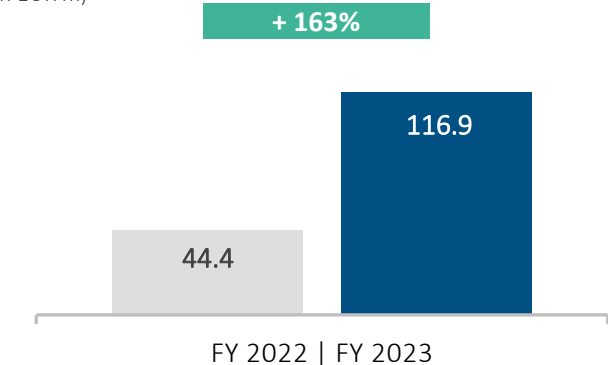
Order Entry vs. Revenues

(in EUR m)



Operating Cash Flow

(in EUR m)




Kontron Group Balance Sheet

Equity and liquidity very strong

in m EUR	12/31/2023	12/31/2022
NON-CURRENT ASSETS	492.5	412.1
Fixed Assets	449.4	379.0
as of Property, plant and equipment	110.4	95.5
as of Goodwill	216.6	189.4
Other Assets	43.1	33.1
CURRENT ASSETS	878.2	1,028.8
Inventories	229.1	192.6
Trade receivables	213.6	148.1
Contract Assets from Customers	38.1	54.2
Cash and cash equivalents	332.2	437.8
Other receivables and prepayments	65.2	189.7
assets classified as held for sales	0.0	6.3
Total Assets	1,370.7	1,440.9

in m EUR	12/31/2023	12/31/2022
EQUITY	604.0	635.7
accumulated results	462.8	449.6
as of Treasury shares	-43.0	0.0
NON-CURRENT LIABILITIES	136.1	252.6
Long-term loans and borrowings	60.1	193.8
Other Non-Current Liabilities	76.0	58.9
CURRENT LIABILITIES	630.6	552.6
Trade payables	273.1	226.3
Contract Liabilities from Customers	69.6	78.5
Short-term loans and borrowings	150.9	125.7
Other Current Liabilities	137.0	117.3
liabilities classified as held for sale	0.0	4.8
Total Liabilities & Equity	1,370.7	1,440.9

Equity Ratio	44.1%	44.1%
Total Net Cash/(Net Debt)*	121.2	118.3
Working Capital excluding IFRS 15**	169.6	114.4

 In 2023: EUR 118m of debt repaid, EUR 109m of SBB and dividend paid

* Definition Net Cash: Cash and cash equivalents less non-current and current financing liabilities (excl. liabilities from leasing according to IFRS 16)

** Definition Working Capital: Inventories plus trade receivables less trade payables (excl. IFRS 15 contract assets and liabilities)

Additional disclosures

FY 2023

Revenues

ORGANIC GROWTH

In TEUR	2022	2023
Reported revenues	1,063,701	1,225,947
Divestments (RUS/UA/BY/CZ+)	-22,788	
Acquisitions 2022		-17,904
Acquisitions 2023 (Telit, Comlab, Hartmann, Bsquare)		-67,870
ORGANIC GROWTH		9.5%

Strong organic growth accompanied by M&A

in EUR m	Result	Extraordinary Effects
EBITDA (reported)	126.0	
Adjustment	8.9	One-time restructuring effect of IT service business
EBITDA (adjusted)	134.9	
in EUR m	Result	Extraordinary Effects
Op. Cashflow (reported)	116.9	
Adjustment	-18.9	Year-end adjustment for project
Reduction Factoring	25.1	
Op. Cashflow (adjusted)	123.1	

Strong cash generation

Liquidity further expanded

Status liquidity

- › EUR 332m cash on hand
- › EUR 19m ST receivables from Vinci (in Q2)
- › EUR 130m available lines
- › EUR 90m additional lines amidst Katek integration

➤ Liquidity amounts to EUR 600m after Katek acquisition but used only cautiously in strengthening of business

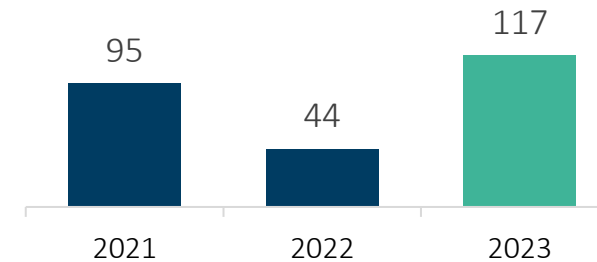
Shareholder participation

- › Rule: Spend 50% of net earnings in Dividend or SBB
- › EUR 31m: Proposed dividend

➤ 2024 est. proposed dividend of 50 EUR Cent/share in May

Cash generation (op CF)

(In EUR m)



We will maintain cash conversion target of 75% in 2024

Kontron: Major KPIs

Strong operational development

in EUR m	2023	2022	Comment
Revenues	1,225.9	1,063.7	+15% growth driven by strong demand, organic growth: +9.5%
Gross Margin (in %)	38.0%	34.7%	Target: 40%
EBITDA	126.0	109.5*	One-time restructuring effect of IT service business; 2025 even higher margin expected
Net profit CO	75.3	55.5*	Higher than expected net profit, 36% vs. 2022 (adjusted)
Equity ratio	44%	44%	Stable equity ratio, will go down in 2024 due to Katek acquisition, back to 40% in 2025
Working Capital	169.6	114.4	Still high due to supply chain, shrinking since 3 months
Operating CF	116.9	44.4	Very strong cashflow generation; cash conversion rate of 93% exceeding target of 75%
FTE / engineers	4,838	4,475	As of 2/3 engineers
Net cash	121.2	118.3	2024e: Net debt of EUR 95m after Katek, target back to net cash in 2025

Adjustment of FY22 revenues due to changed assessment of principal/agent status: EUR 30m lower revenues, no effect on EBITDA

*FY22 adjusted for effects from sale of IT service business

Kontron 2024 structure

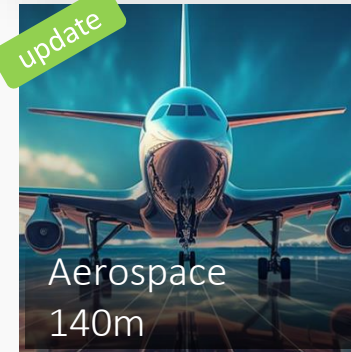
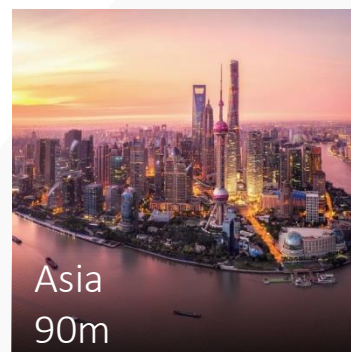
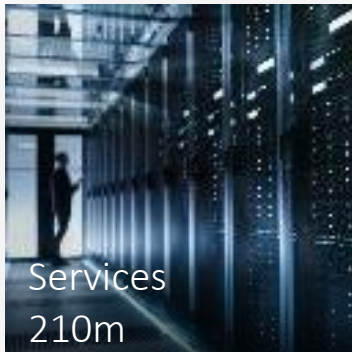

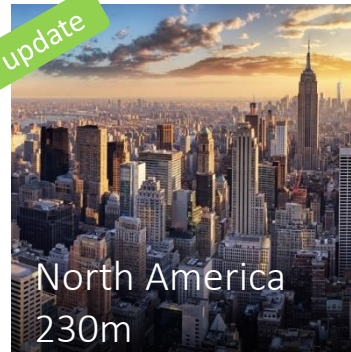
10 new divisions in 3 segments



Europe

Global

Software + Solutions



Rev FC 24* EBITDA** 10%
GM 35%

€ 1,350m

Rev FC24* EBITDA** 8%
GM 30%

€ 320m

Rev FC24* EBITDA** 15%
GM 50%

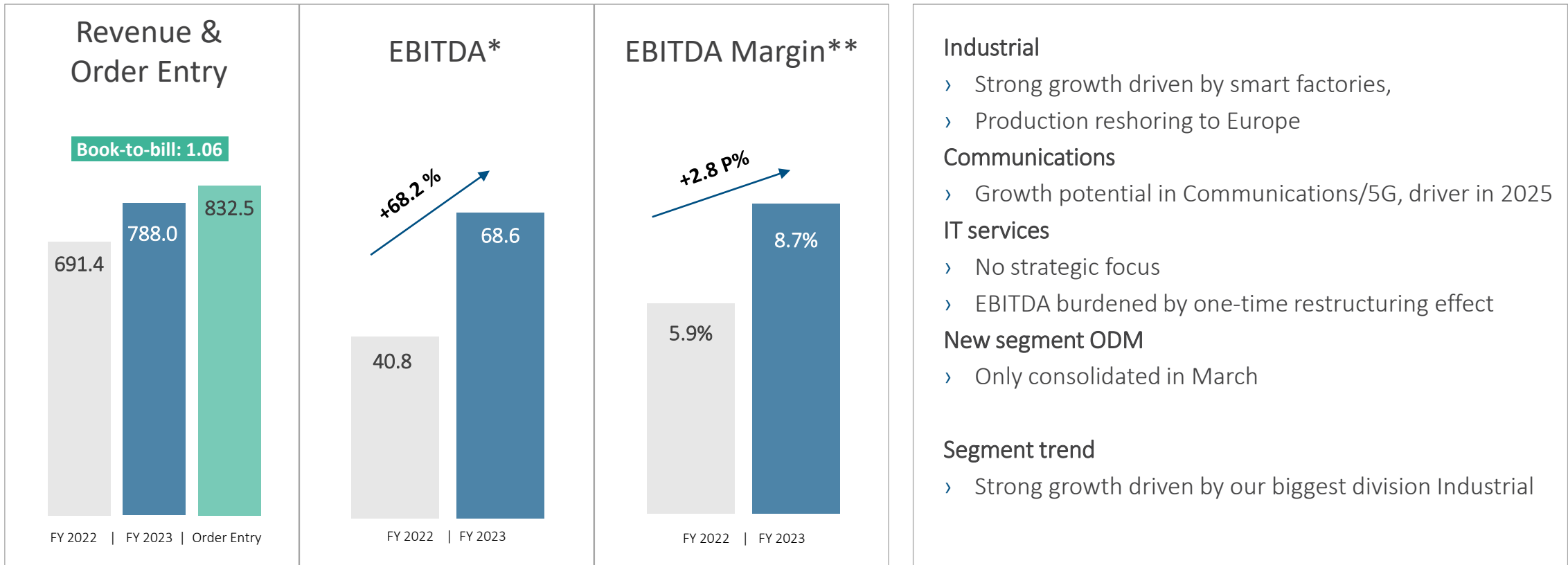
€ 750m

* incl. EUR 1,900m external and EUR 520m IC revenues

** Margin on external revenues

before HQ fee in % of external revenue

Europe: Strong growth in basic IoT technology

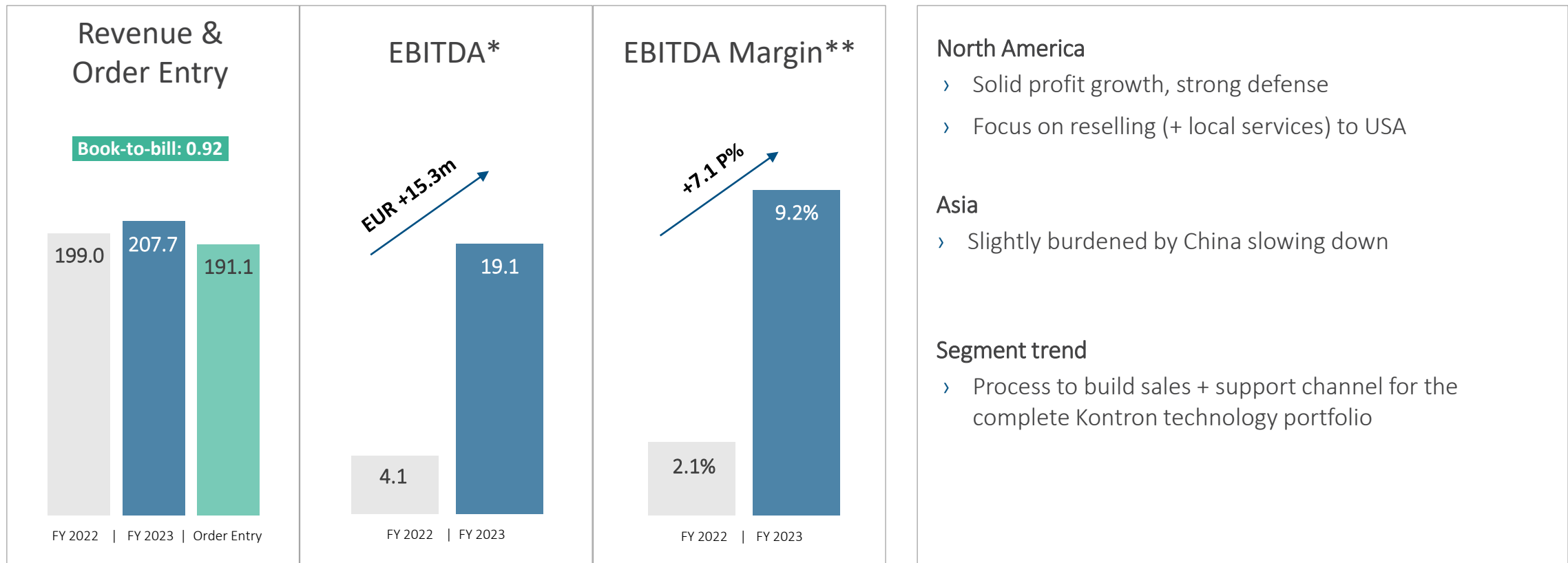


Cash cow for Kontron Group

* EBITDA before Intercompany HQ fees (part of Europe Segment)
** EBITDA before HQ fee in % of external revenue

Global: Back to normal profitability

Sales channel to sell European technology & customizing

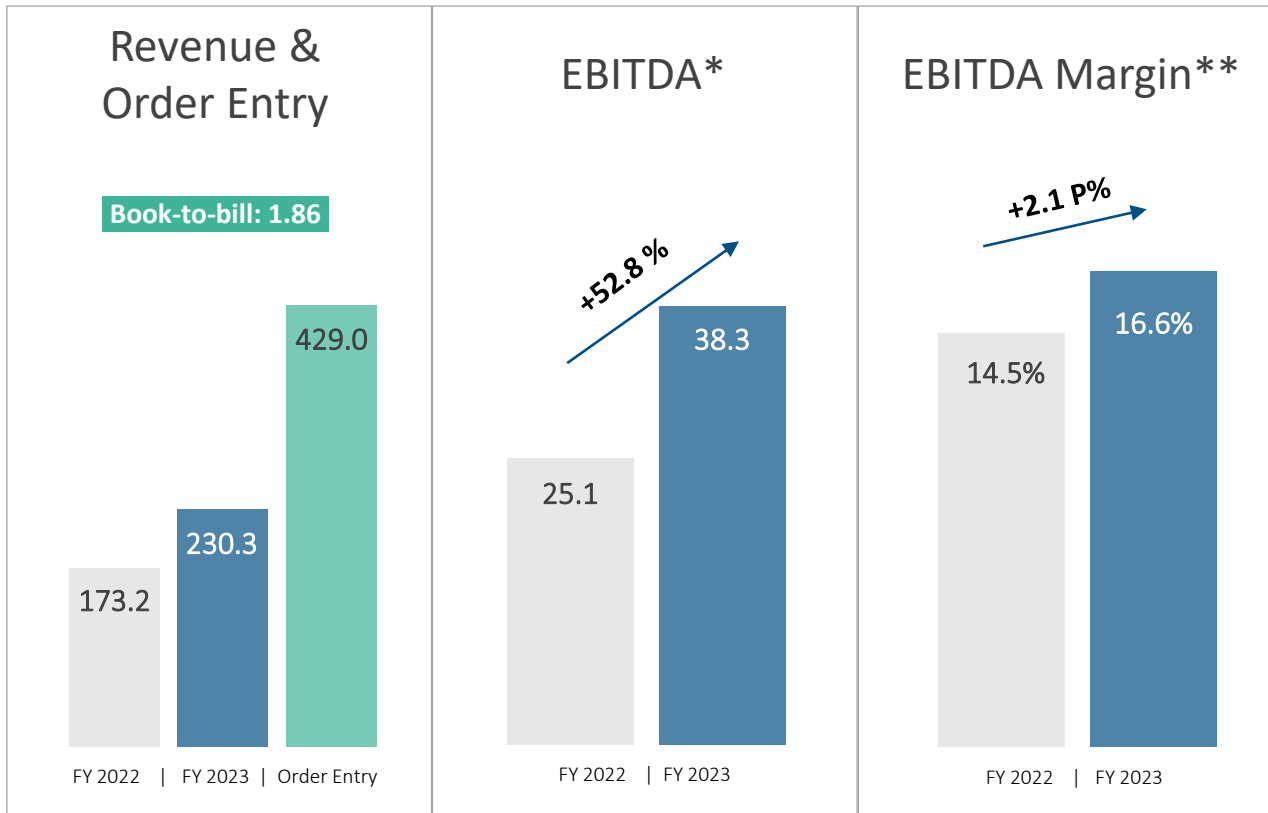


➤ Today 20% of revenues in North America + Asia; target 30% mid-term driven by superior technology

* EBITDA before Intercompany HQ fees (part of Europe Segment)
** EBITDA before HQ fee in % of external revenue

Software + Solutions: Fast growing

Strongest growing segment with strongest margin



Software (susietec®)

- › Launch KontronOS and KontronGrid
- › Become Windows standard for machines

Transportation (high-speed trains)

- › Strong political support, no macroeconomic influences
- › Market leader for GSM-R, EUR 130m design wins

Defense and aerospace

- › Strong growth in defense communications and high performance VPX systems

New segment GreenTec

- › Only consolidated in March
- › Extreme growth potential due to strong political support

Segment trend

- › Highest amount of recurring revenues and SLAs

➤ Generates currently 42% of Group EBITDA, will be leading segment in 2025

* EBITDA before Intercompany HQ fees (part of Europe Segment)
** EBITDA before HQ fee in % of external revenue

Design win volume increases to EUR 4.1 billion



Kontron AG: New year begins with major new orders and new brand identity

10.01.2023 | Austria

Linz, 10.01.2023: Technology group Kontron (www.kontron.com, ISIN AT0000A0E9W5, WKN AOX9EJ, KTN) has seen a successful end to the

Kontron announces two design wins in the field of energy management amounting to a total of EUR 25 million

23.10.2023 | Austria

Kontron is pleased to announce two design wins with combined lifetime revenues of approximately EUR 25 million, Kontron will support its customers with solutions in the field of energy management.

Kontron signs a contract over EUR 30m for optical network solutions

05.12.2023 | Austria

Kontron, a pioneering force in IoT technology, announces the signing of a contract exceeding EUR 30m for fiber optic solutions. The new client is a significant player in the telecommunications sector in Germany. Kontron's Slovenian subsidiary for broadband solutions will support the Telco operator with cutting-edge server systems and software for the operation and optimization of the optical broadband rollout in Germany.

Fibre-to-the-home for many households in Austria

29.06.2023 | Austria

Contract in the mid double-digit million range between Kontron and Speed Connect Austria signed

Kontron group contributes to the access to modern fibre-to-the-

Strong growth in the avionics market: Kontron announces two design wins amounting to a total volume of EUR 100m

10.10.2023 | Austria

Kontron announces the securing of two design wins with a combined volume of approximately EUR 100m. These wins involve Kontron providing IFEC systems to be installed on aircraft operated by multiple airlines, including one that utilizes satellite-based

Contract wins: Kontron signs 3 major railway contracts worth exceeding EUR 100m

07.02.2024 | Austria

Vienna, February 07, 2024 – Kontron announces contract wins in Ireland, Austria, and Slovenia worth exceeding EUR 100m. With these milestone contracts, Kontron Transportation underlines its strong capability to deploy mission-critical communication systems along current customer requirements and acts as a reliable and long-term partner along the technology evolution from GSM-R

Contract win - Kontron signs contracts with romanian railways

13.09.2023 | Austria

Kontron and Thales GTS România S.R.L. signed new contracts in the lower double-digit million range on implementing a new GSM-R system in Romania.

Kontron: Another design win of over EUR 50 million from a heavy machinery manufacturer – Design win volume increases to EUR 3.7 billion

23.11.2023 | Austria

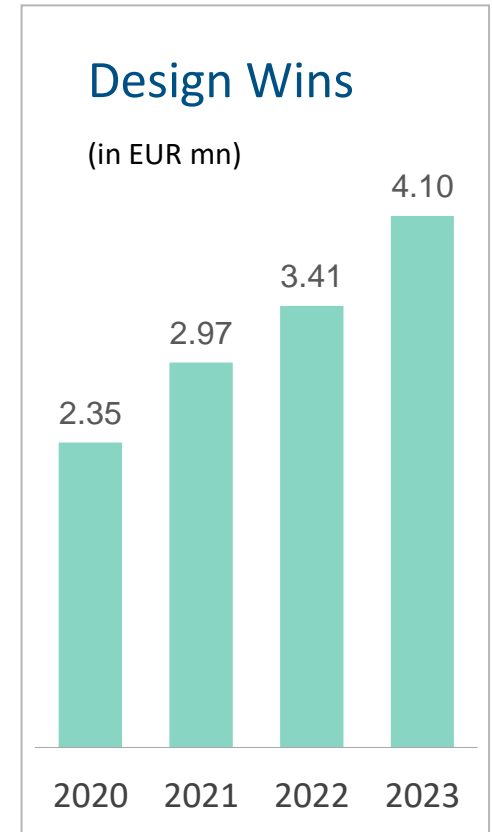
• Development contract for autonomous driving and operational

Kontron wins a EUR 34 Mio contract for a GSM-R system in the Czech Republic

13.03.2024 | Austria

Kontron Transportation, a company of Kontron group won the public procurement for the construction of a GSM-R (Global System for Mobile Communication-Railways) system in the Czech Republic.

The construction extends the existing GSM-R digital radio network operated by the state organization SŽ (Správa železnic) on the line between the city Hranice and the border with the Slovak Republic. This

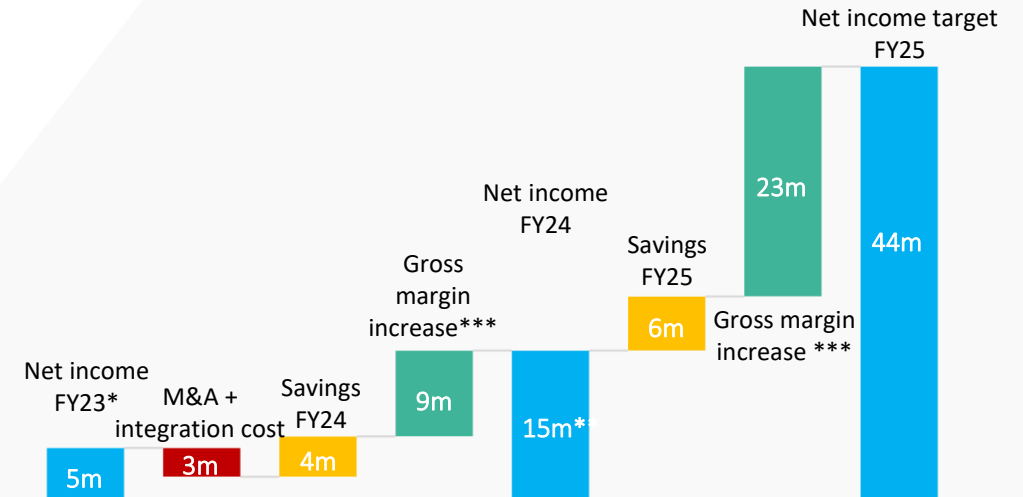


Katek integration

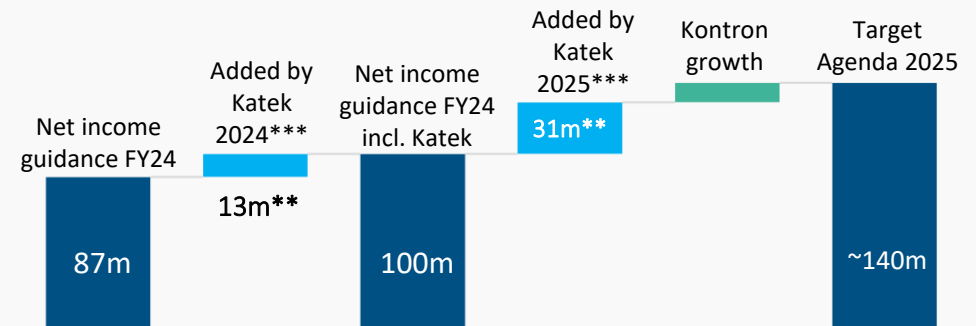
Jan 18	Signing: 60% in Katek for EUR 129m	✓
March	Closing & consolidation	✓
March	EUR 125m acquisition loan	✓
Mid April	EUR 15/share tender offer launched	
May	Tender offer completed & delisting	
Q2 2024	Integration completed	
Q4 2024	New product line incl. software	
2025	Group Gross Margin of 40%	
2025/26	Potentially Squeeze out	

→ Katek is a game changer for increasing profit and revenues by 40% until 2025

Road to Net Income improvement Katek



Road to Net income improvement Kontron



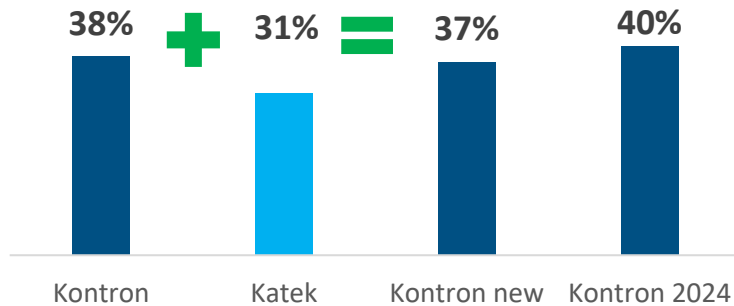
* Katek consensus ** Minorities remaining *** Based on Kontron technology

Investment Rationale: Complementary solutions

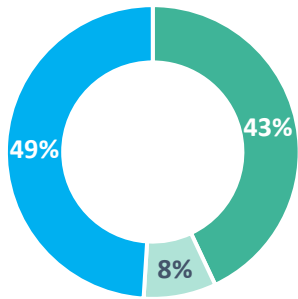
Transforming Green Technologies with IoT software



Product Synergies (Gross Margin)

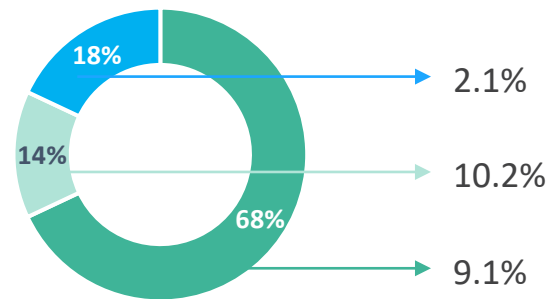


Katek: Revenue share



GreenTec Aerospace Manufacturing services

EBITDA share



2.1%
10.2%
9.1%

EBITDA margin

Major product synergies (EUR 32m)

- › Add Kontron IoT Software = security, grid control, remote maintenance
- › Katek solar inverters + Kontron SW = smart IoT solar inverter
- › Katek EV chargers + Kontron SW = smart IoT EV charger

➔ Increase gross margin by 5% (EUR 32m)

Limited Cost synergies (EUR 10m) – no major layoffs

- › Benefitting from favorable financing terms of Kontron
- › Only one stock exchange listing
- › Administrative cost savings

➔ Katek generated 2023 82% of its EBITDA in solutions with EBITDA margin of approx. 10%

Strong brainpower for unique industry solutions



3,600 engineers (incl. Katek)

Software for all IoT end devices

- High margins and long-term service contracts

Basic IoT software



- ✓ KontronOS (highest security standard, remote maintenance, remote control)
- ✓ Kontron Grid connects up to 1mn devices to smart grids
- Target install on all Kontron and other IoT devices
=> “Windows for machines”

Artificial Intelligence

- ✓ HAILO chips for customized scalable applications
- ✓ Video surveillance, defect detection, robotics
- ✓ Target get IoT applications smarter and simpler to operate



Smart solutions for vertical markets

- High margins and long-term service contracts

Mission-critical control systems for high-speed trains

- ✓ European Train Control System Level 3
- ✓ New standard FRMCS will accelerate migration and requires 5G



GreenTec with IoT software

- ✓ Solar systems connected to the IoT grid (smart home)
- ✓ Smart e-mobility chargers connected to the grid



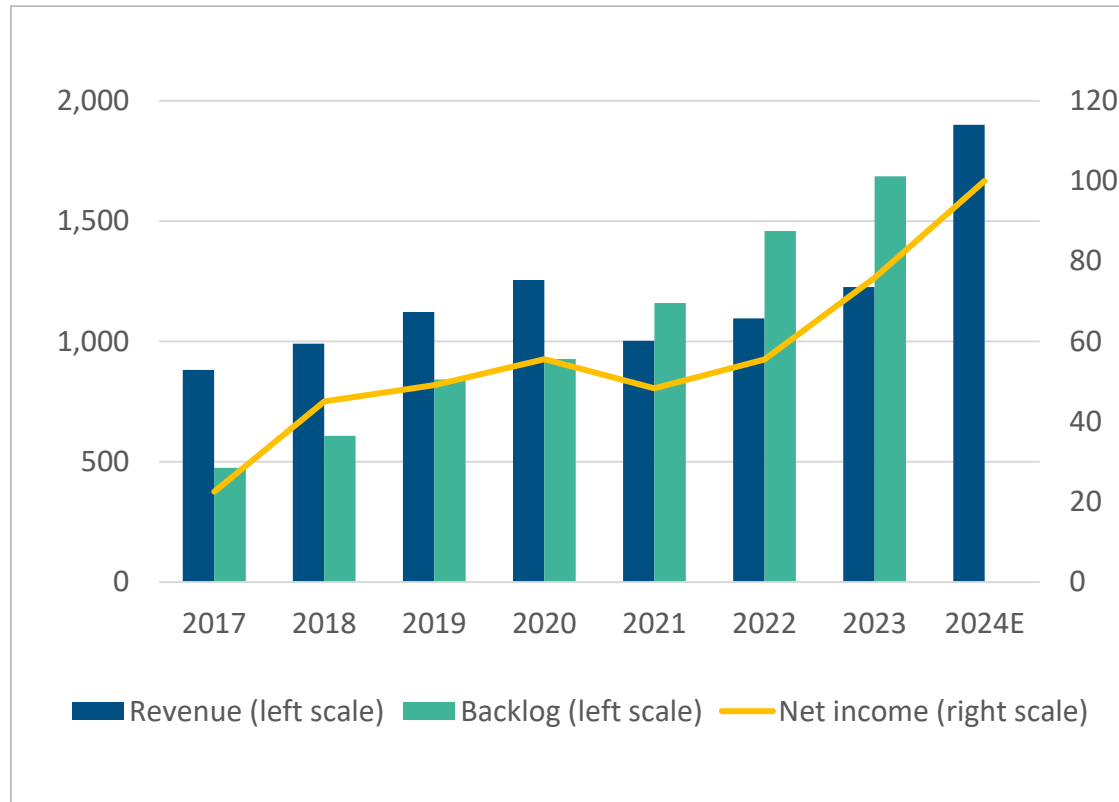
Aerospace and defense

- ✓ Mission critical
- ✓ VPX - highest performance for defense
- ✓ SGOS installed in 4,000 planes



History and 2024 forecast

Continuous strong growth of revenues and net income



(in EUR million)	Results 2023	Guidance 2024
Revenue	1,226	1,900
Net Income	77.7	100



Agenda 2025: EUR 2bn revenues and EUR 140m net income

kontron

Explore the Kontron Group

We are a fast-moving multinational technology leader.

Q&A

Disclaimer

This document includes 'forward-looking statements'. Forward-looking statements are all statements, which do not describe facts of the past, but containing the words "believe", "estimate", "expect", "anticipate", "assume", "plan", "intend", "could", and words of similar meaning. These forward-looking statements are subject to inherent risks and uncertainties since they relate to future events and are based on current assumptions and estimates of Kontron AG, which might not occur at all or occur not as assumed. They therefore do not constitute a guarantee for the occurrence of future results or performances of Kontron AG. The actual financial position and the actual results of Kontron AG, as well as the overall economic development and the regulatory environment may differ materially from the expectations, which are assumed explicitly or implicitly in the forward-looking statements and do not comply to them. Analysts and investors, and any other person or entity that may need to take decisions or prepare or release opinions about the shares / securities issued by Kontron AG are cautioned not to place undue reliance on those forward-looking statements, which speak only as of the date of this document. Past performance cannot be relied upon as a guide to future performance.

Except as required by applicable law, Kontron AG undertakes no obligation to revise these forward-looking statements to reflect events and circumstances after the date of this presentation, including, without limitation, changes in Kontron's business or strategy or to reflect the occurrence of unanticipated events. The financial information and opinions contained in this document are unaudited and are subject to change without notice. This document contains summarized information or information that has not been audited. In this sense, this information is subject to, and must be read in conjunction with, all other publicly available information, including if it is necessary, any fuller disclosure document published by Kontron AG. None of the Company, its subsidiaries or affiliates or by any of its officers, directors, employees, advisors, representatives or agents shall be liable whatsoever for any loss however arising, directly or indirectly, from any use of this document its content or otherwise arising in connection with this document.

This document or any of the information contained herein do not constitute, form part of or shall be construed as an offer or invitation to purchase, subscribe, sale or exchange, nor a request for an offer of purchase, subscription, sale or exchange of shares / securities of Kontron AG, or any advice or recommendation with respect to such shares / securities. This document or a part of it shall not form the basis of or relied upon in connection with any contract or commitment whatsoever.

This document does not constitute an offer to purchase securities in the United States, Canada, Australia, South Africa and Japan. Securities, including the bond of Kontron AG may not be sold or offered for sale within the United States or to or for the account of / in favor of US citizens (as defined in Regulation S under the U.S. Securities Act of 1933 in the current version (the "Securities Act") unless they are registered under the regulations of the Securities Act or unless they are subject to an exemption from registration. Neither Kontron AG nor any other person intend to register the offer or a part thereof in the United States or to make a public offer of the securities in the United States.

kontron

Explore the Kontron Group

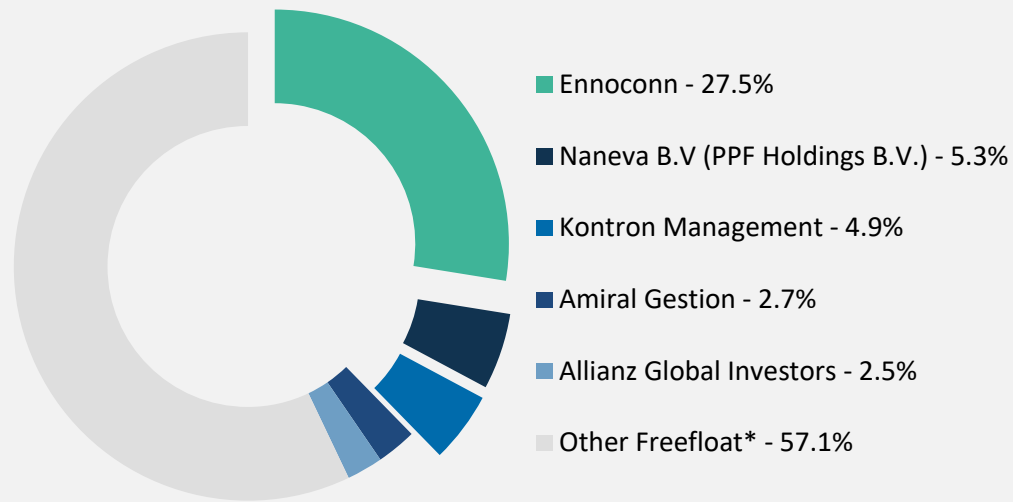
We are a fast-moving multinational technology leader.

APPENDIX

The Kontron Share

SDAX® & TecDAX® member

Shareholder Structure



Target: Increase strategic shareholder base

Coverage**

Erste Group	Buy: EUR 26.50
Hauck & Aufhäuser	Buy: EUR 30.00
Jefferies	Buy: EUR 29.00
Kepler Cheuvreux	Buy: EUR 25.00
mwb research (prev. Alster)	Buy: EUR 34.00
Pareto Securities	Buy: EUR 31.00
Stifel	Buy: EUR 27.00
Warburg Research	Buy: EUR 26.00

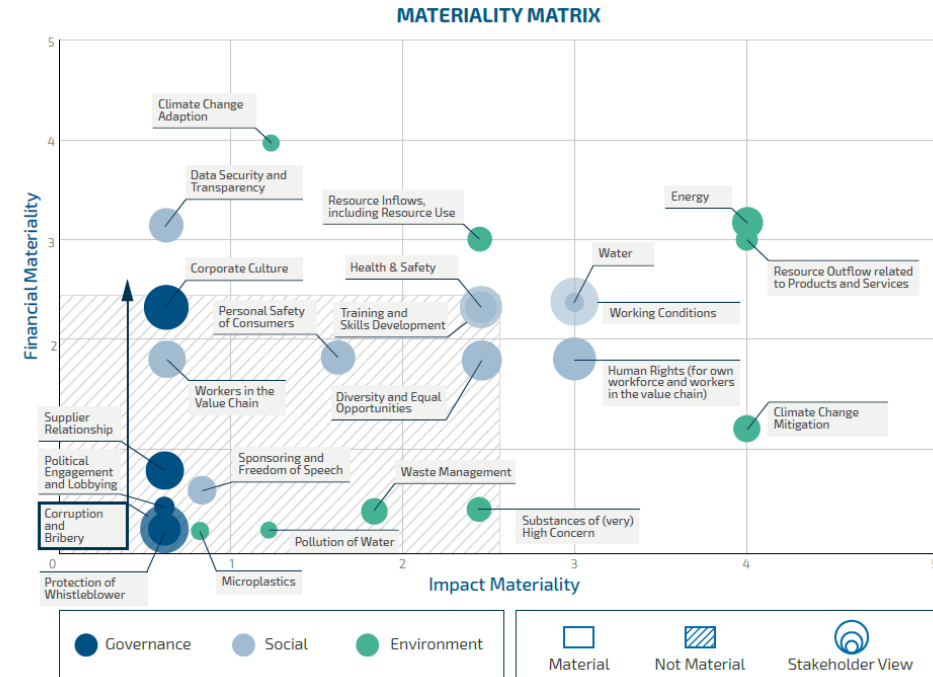
Average Target Share Price **EUR 28.70**

1 additional analyst will take on coverage of Kontron

Update on ESG: Achievements

Recognition of Kontron's ESG efforts

- › MSCI: BBB (stable since 2021)
- › EcoVadis: 50 - rated above industry average
- › Sustainalytics: 20.2 (low risk starts at 20)
- › Moody's: 38 – improvement by 4 points since 2022
- › ISS ESG: C- (stable)



- › Double Materiality Analysis (CSRD requirement) was completed – 10 material topics identified
- › Education
 - Kontron Sustainable Leadership Academy 2024 (focus on female employees)
 - Data Security Training Focus
- › Employee Survey – conducted among approx. 4,700 employees

Update on ESG: Outlook & Targets

- › Corporate Carbon Footprint (Full disclosure on Scope I, II, III)
- › Climate Risk Analysis
- › EU Taxonomy alignment
- › CSRD compliance – Sustainability Statement 2024 (ESRS) based on Double Materiality Analysis
- › Kontron’s Green Products – communicating our products better (product carbon footprint)
- › Kontron’s Green Products – Connecting sustainable Energy and ESG for higher performance
- › GreenTec – Upgrading GreenTec with IoT
- › CSDDD preparation
- › Compliance targets – update of policies (Supplier Code of Conduct, Code of Conduct, etc), increase in number of participants and participation rate of compliance trainings, integration of acquired companies

